

# Paper 3 Topic 7b Investigating human environments – urban landscapes

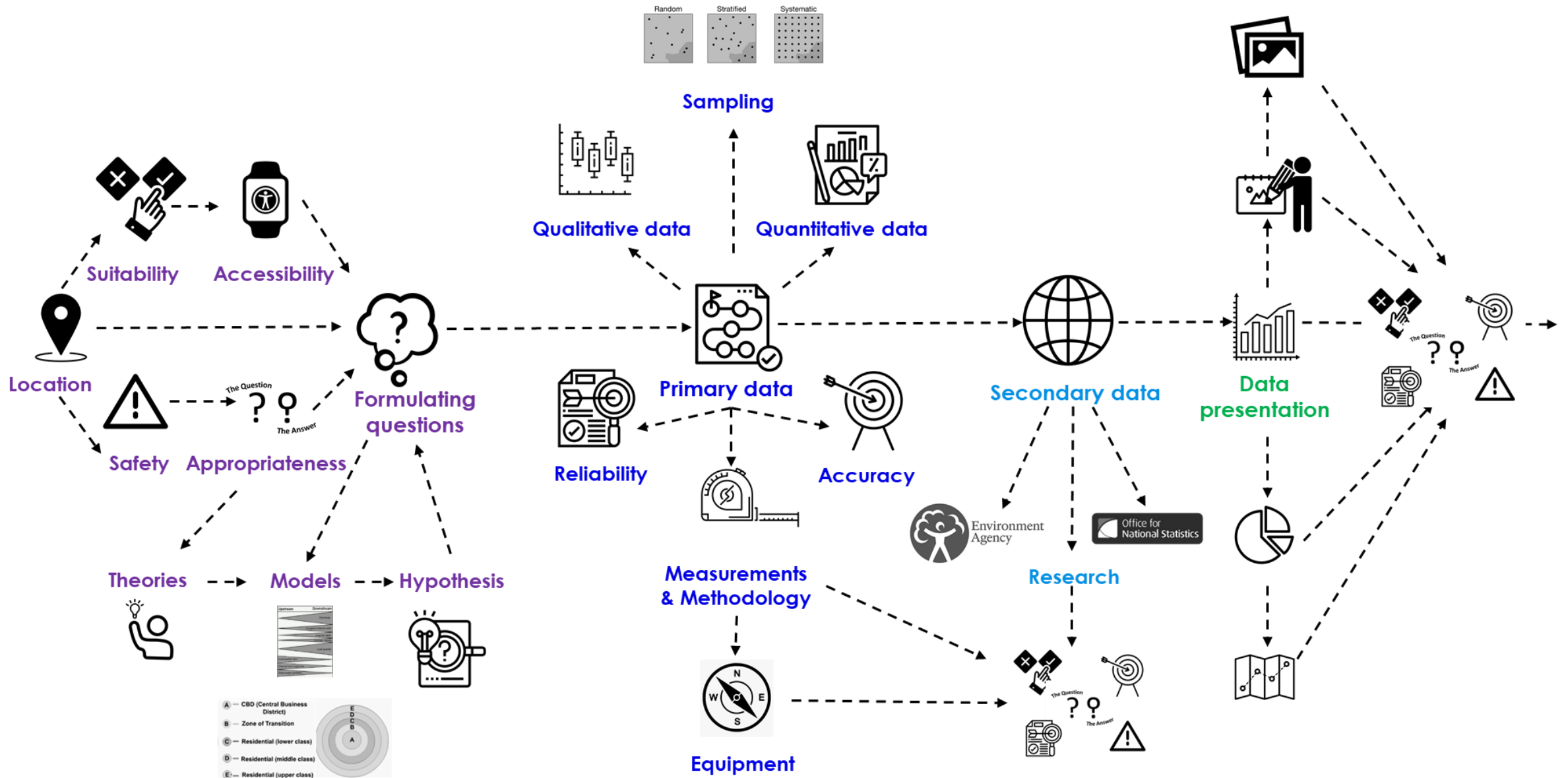


**Stage 1**  
Formulating questions

**Stage 2a**  
Primary data

**Stage 2b**  
Secondary data

**Stage 3**  
Data presentation





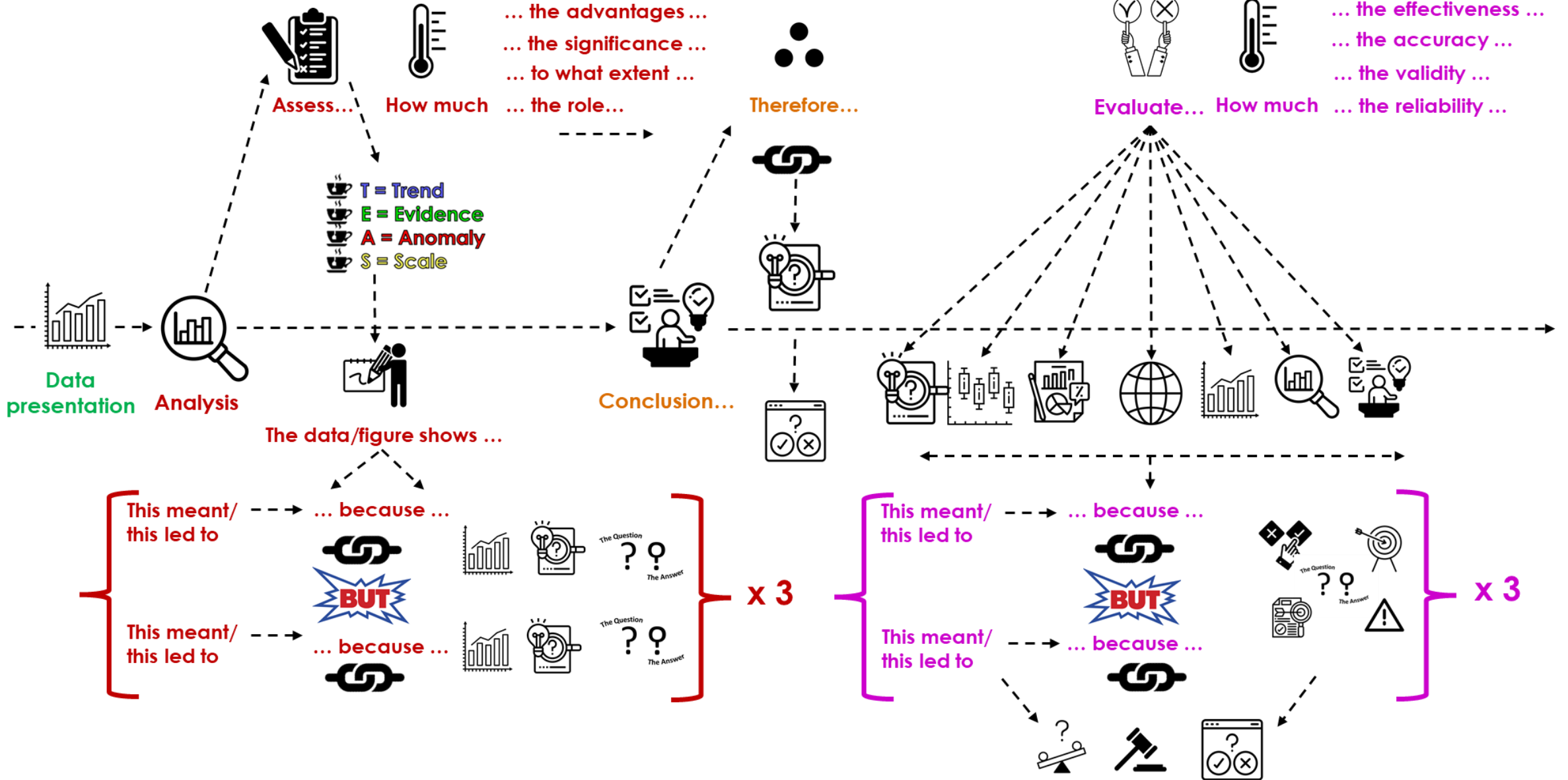
# Paper 3 Topic 7b Investigating human environments – urban landscapes



## Stage 4 Data analysis

## Stage 5 Conclusion

## Stage 6 Critical evaluation



 Hypothesis

 Location - Evaluation

 Risk - Evaluation



## ? Hypothesis

### Data Presentation Methods

 Observation data

 Questionnaire data

 Fieldsketch

 Qualitative Data

 Quantitative Data

### Data Presentation Evaluation

 Observation data



 Questionnaire data



 Fieldsketch



 Qualitative Data



 Quantitative Data




### Secondary Data Collection

 Social indicators



 Newham's Legacy Story



 Office of National Statistics



 Met Police Crime Statistics





## Hypothesis



### Analysis – what does our data show?

Social quality of life

Economic quality of life

Environmental quality of life



### Analysis – how and why does our data show this?

Social quality of life

Economic quality of life

Environmental quality of life



### Conclusion

Does quality of life vary in urban areas? How do you know?



### Overall Evaluation of your fieldwork



How could the data collection be improved?



How could your study be extended?